

# Active Travel Fund consultation Brighton Way cycle scheme

**Filter(s) applied:** *All Respondents*

*This report uses data as submitted at 12:00 on 23 February 2021*

Please note: For samples of below ten data is suppressed. This is to ensure that respondents' confidentiality is protected, and to avoid the risks of interpreting the responses of small groups. Where data is suppressed in tables this is represented with an asterisk (\*), and on charts data is not shown for small sample sizes.

## Background

This report summarises the responses to the Brighton Way Active Travel Fund consultation Response Form. The consultation ran from 25 January 2021 to 22 February 2021. There were a total of 114 responses.

This report covers the **114** responses to the Response Form that meet the filters described above. As all questions were optional, base sizes for individual questions may be lower than this figure.

## Report contents

Page 2: Respondents' views of developments to increase Active Travel in the local area

Page 3: Respondents' views on the proposed changes to Brighton Way

Page 9: Respondents' views on the impacts of proposed changes to Brighton Way

Page 10: Respondents' views on the whether Brighton Way is pleasant for Active Travel

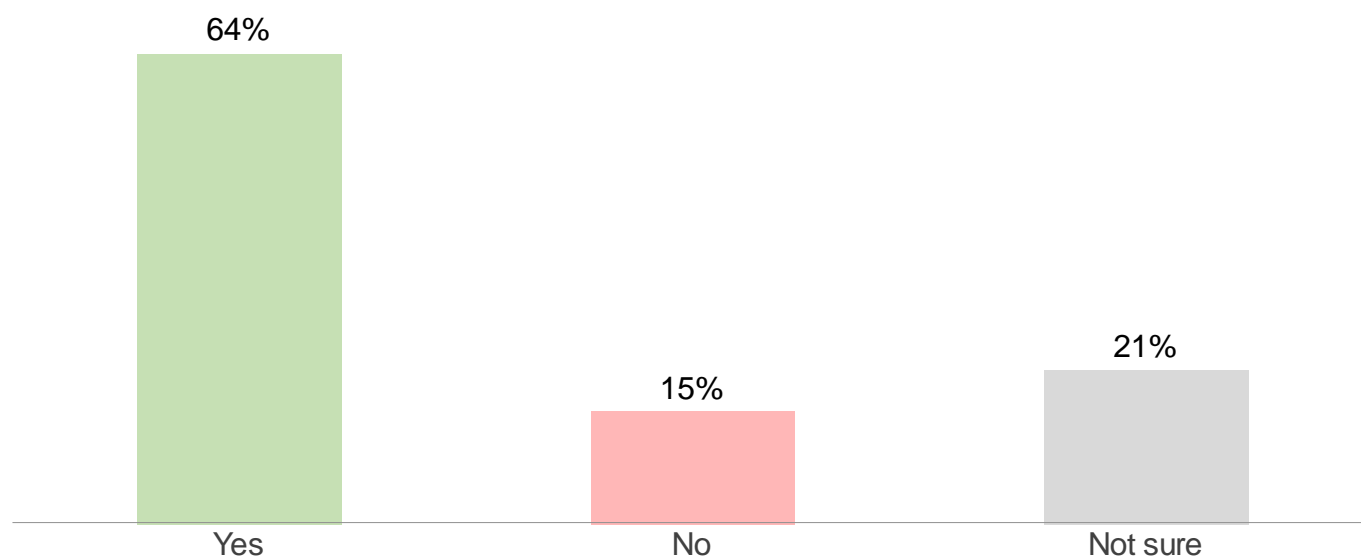
Page 11: Respondents' views on safety when travelling along Brighton Way

Page 12: Respondents' travel habits

Page 14: Who responded?

# Active Travel Fund consultation Brighton Way cycle scheme

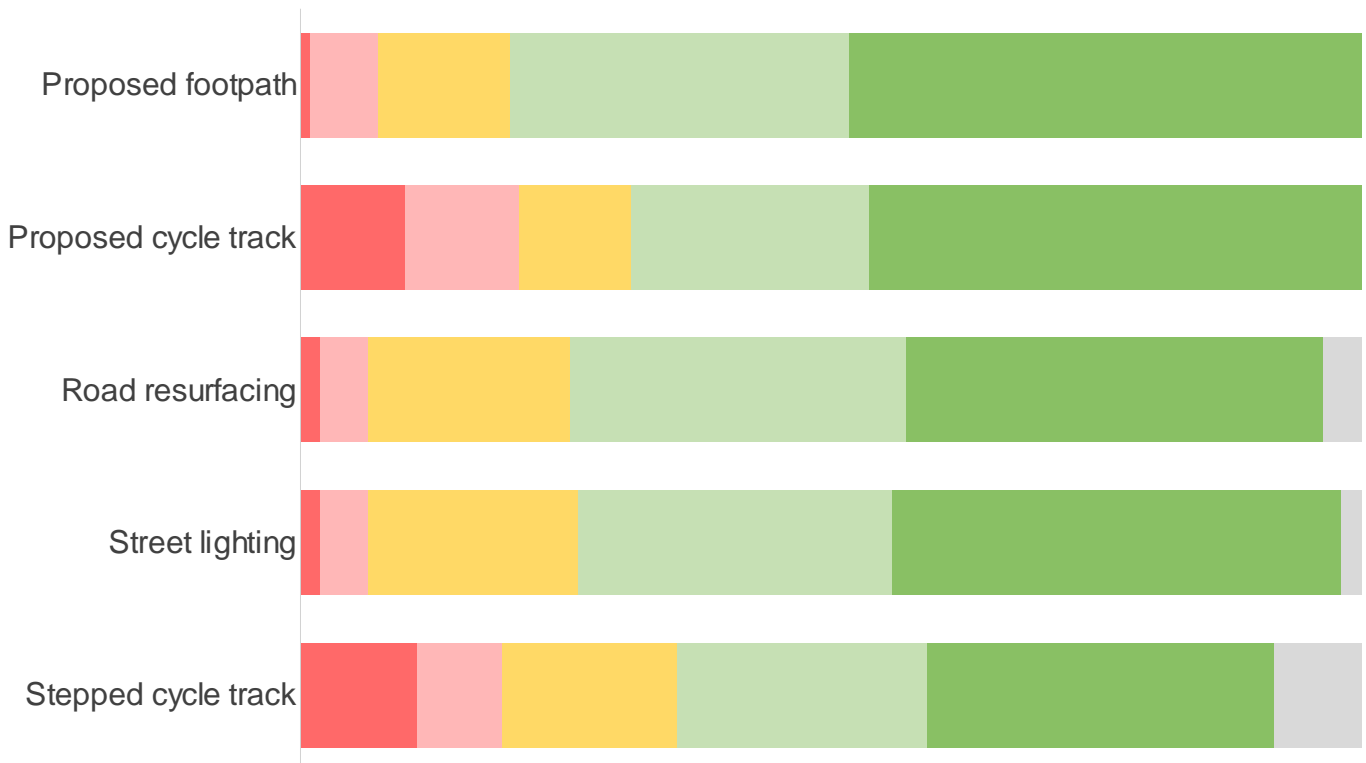
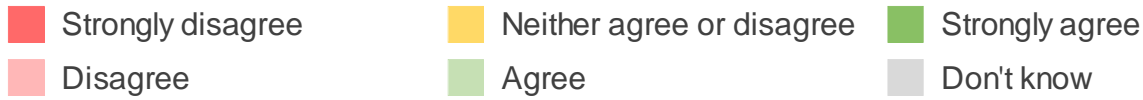
Do you think that developments to increase Active Travel would benefit your local area?  
(Responses of those who live in the Basingstoke area, base: 92)



# Active Travel Fund consultation Brighton Way cycle scheme

## Respondents' views on the proposed changes to Brighton Way

Do you agree or disagree with these proposed changes to Brighton Way?

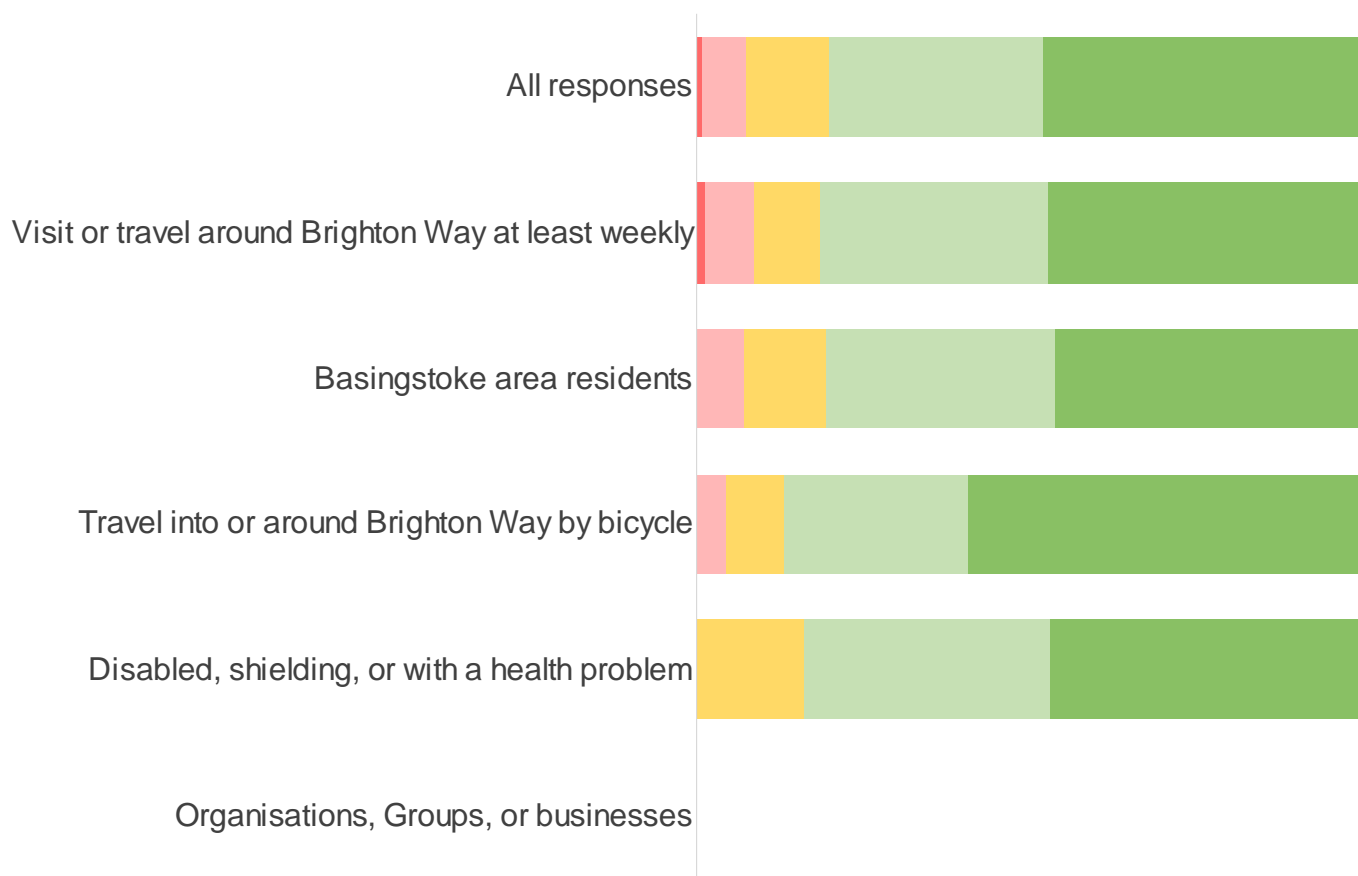
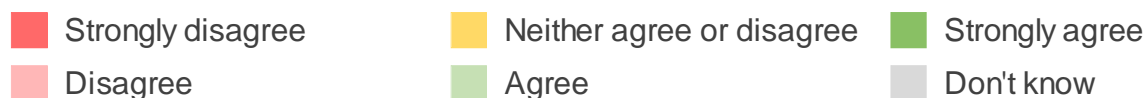


	Base	Strongly disagree	Disagree	Neither agree or disagree	Agree	Strongly agree	Don't know
Proposed footpath	112	1 1%	7 6%	14 13%	36 32%	54 48%	- -
Proposed cycle track	112	11 10%	12 11%	12 11%	25 22%	52 46%	- -
Road resurfacing	110	2 2%	5 5%	21 19%	35 32%	43 39%	4 4%
Street lighting	111	2 2%	5 5%	22 20%	33 30%	47 42%	2 2%
Stepped cycle track	110	12 11%	9 8%	18 16%	26 24%	36 33%	9 8%

The analyses on the next five pages show the level of agreement by the type of respondent

# Active Travel Fund consultation Brighton Way cycle scheme

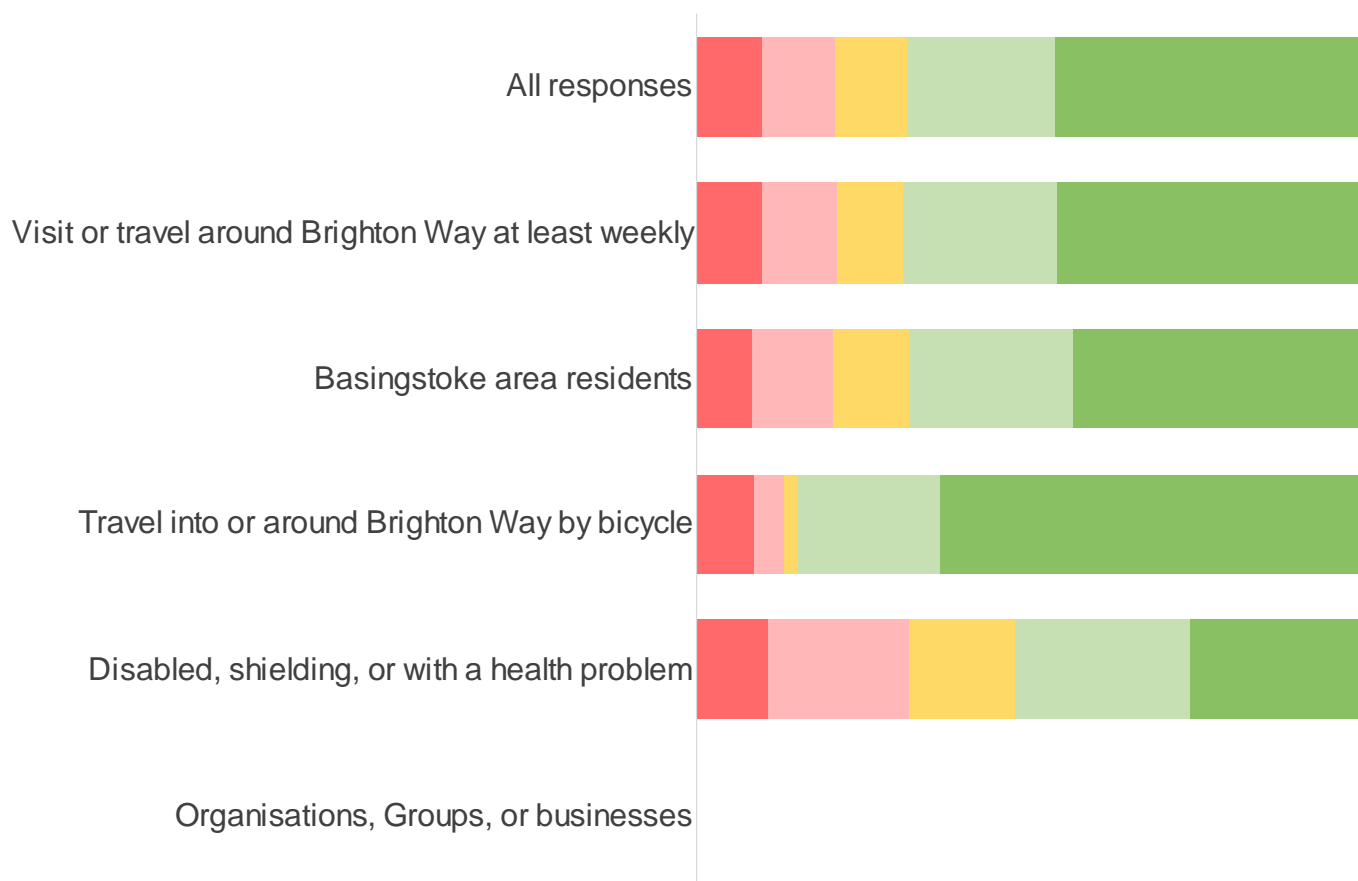
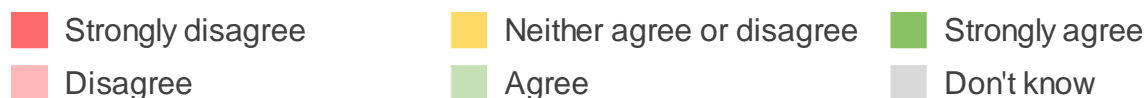
## Agreement with proposed footpath by respondent group



	Base	Strongly disagree	Disagree	Neither agree or disagree	Agree	Strongly agree	Don't know
All responses	<b>112</b>	1 1%	7 6%	14 13%	36 32%	54 48%	-
Visit or travel around Brighton Way at least weekly	<b>82</b>	1 1%	6 7%	8 10%	28 34%	39 48%	-
Basingstoke area residents	<b>99</b>	-	7 7%	12 12%	34 34%	46 46%	-
Travel into or around Brighton Way by bicycle	<b>47</b>	-	2 4%	4 9%	13 28%	28 60%	-
Disabled, shielding, or with a health problem	<b>19</b>	-	-	3 16%	7 37%	9 47%	-
Organisations, Groups, or businesses	-	*	*	*	*	*	*

# Active Travel Fund consultation Brighton Way cycle scheme

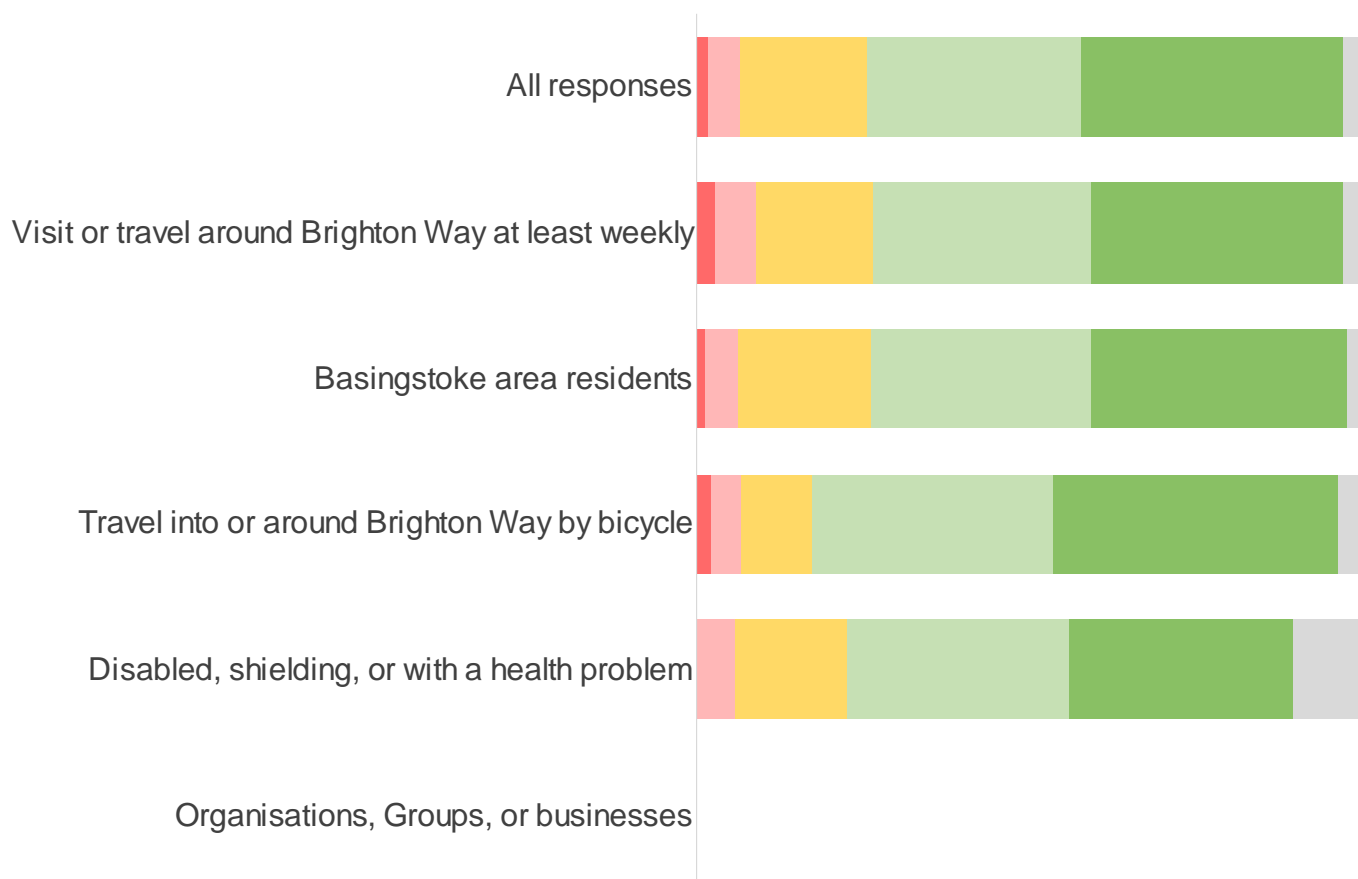
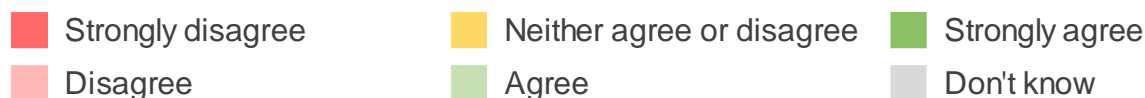
## Agreement with proposed cycle track by respondent group



	Base	Strongly disagree	Disagree	Neither agree or disagree	Agree	Strongly agree	Don't know
All responses	<b>112</b>	11 10%	12 11%	12 11%	25 22%	52 46%	- -
Visit or travel around Brighton Way at least weekly	<b>82</b>	8 10%	9 11%	8 10%	19 23%	38 46%	- -
Basingstoke area residents	<b>98</b>	8 8%	12 12%	11 11%	24 24%	43 44%	- -
Travel into or around Brighton Way by bicycle	<b>47</b>	4 9%	2 4%	1 2%	10 21%	30 64%	- -
Disabled, shielding, or with a health problem	<b>19</b>	2 11%	4 21%	3 16%	5 26%	5 26%	- -
Organisations, Groups, or businesses	-	*	*	*	*	*	*

# Active Travel Fund consultation Brighton Way cycle scheme

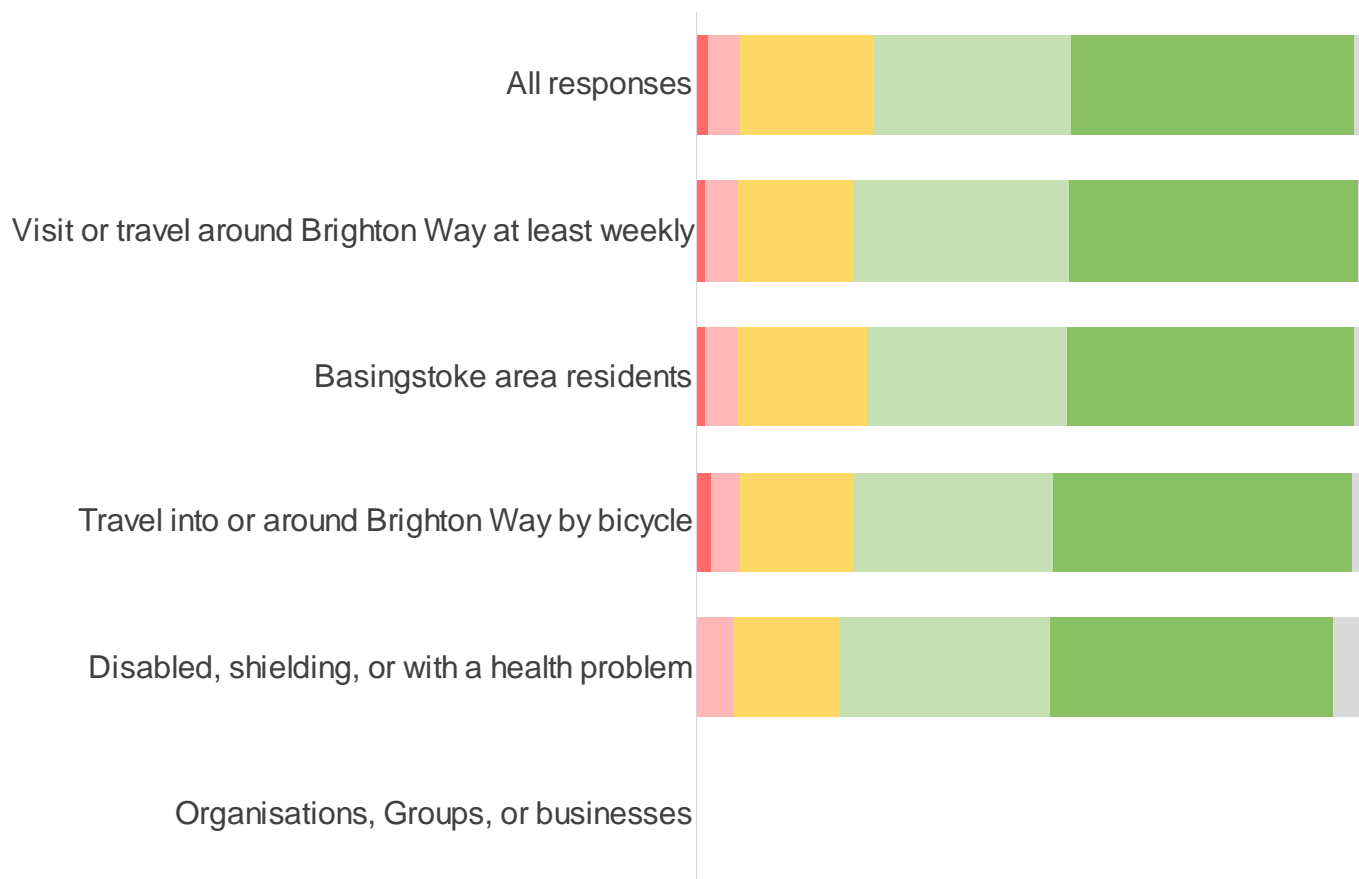
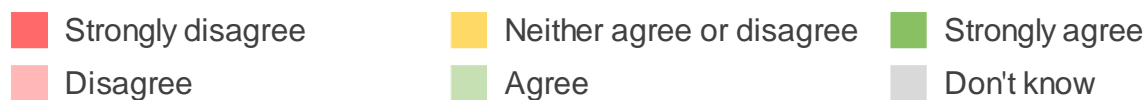
## Agreement with proposed road resurfacing by respondent group



	Base	Strongly disagree	Disagree	Neither agree or disagree	Agree	Strongly agree	Don't know
All responses	<b>110</b>	2 2%	5 5%	21 19%	35 32%	43 39%	4 4%
Visit or travel around Brighton Way at least weekly	<b>80</b>	2 3%	5 6%	14 18%	26 33%	30 38%	3 4%
Basingstoke area residents	<b>97</b>	1 1%	5 5%	19 20%	32 33%	37 38%	3 3%
Travel into or around Brighton Way by bicycle	<b>47</b>	1 2%	2 4%	5 11%	17 36%	20 43%	2 4%
Disabled, shielding, or with a health problem	<b>18</b>	- -	1 6%	3 17%	6 33%	6 33%	2 11%
Organisations, Groups, or businesses	-	* *	* *	* *	* *	* *	* *

# Active Travel Fund consultation Brighton Way cycle scheme

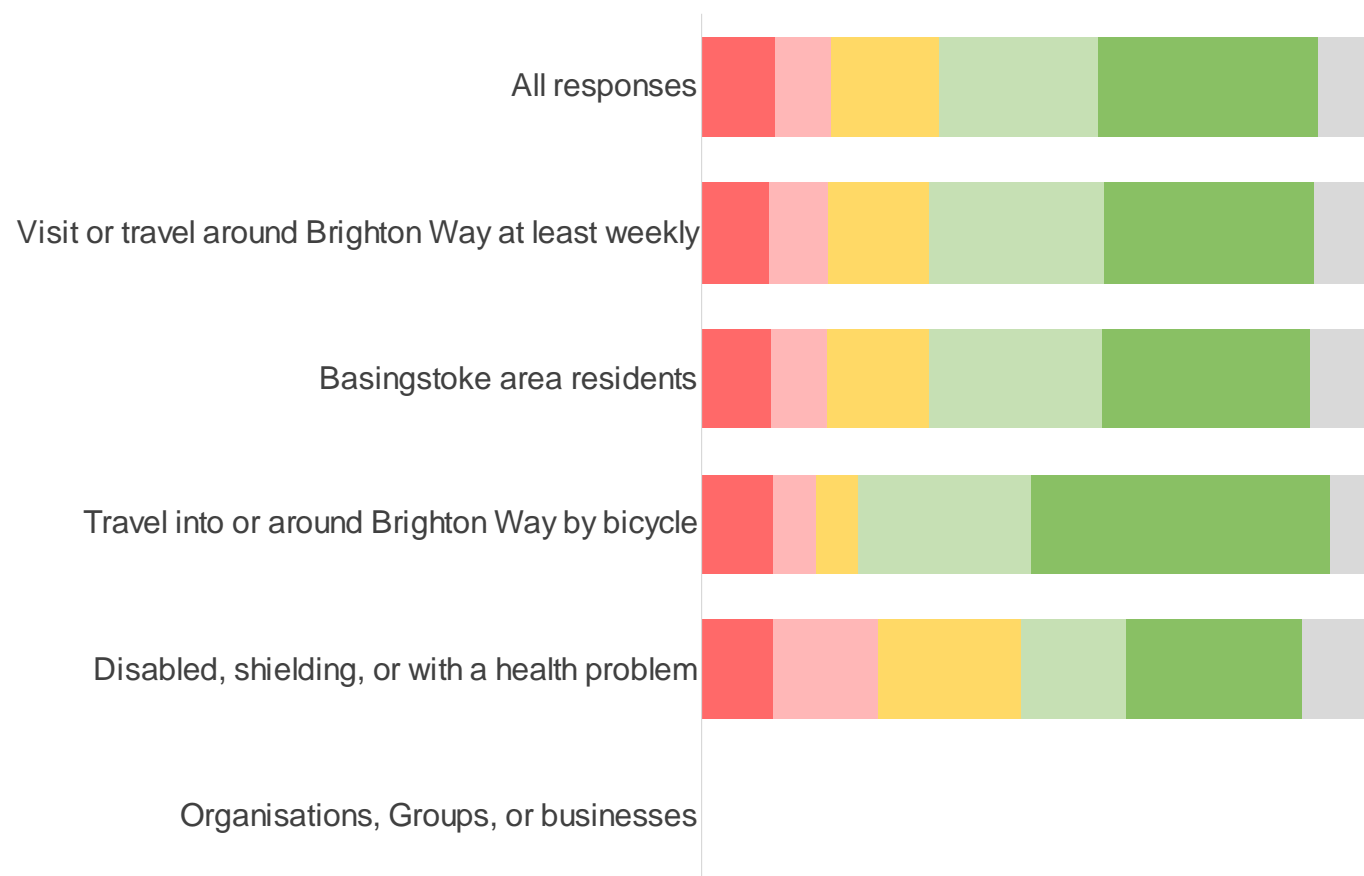
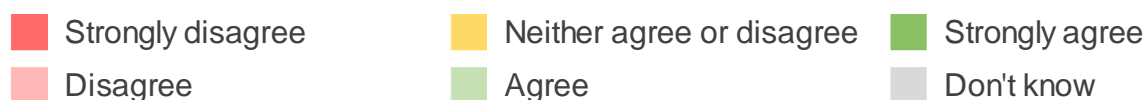
## Agreement with proposed street lighting by respondent group



	Base	Strongly disagree	Disagree	Neither agree or disagree	Agree	Strongly agree	Don't know
All responses	<b>111</b>	2 2%	5 5%	22 20%	33 30%	47 42%	2 2%
Visit or travel around Brighton Way at least weekly	<b>81</b>	1 1%	4 5%	14 17%	26 32%	35 43%	1 1%
Basingstoke area residents	<b>98</b>	1 1%	5 5%	19 19%	29 30%	42 43%	2 2%
Travel into or around Brighton Way by bicycle	<b>47</b>	1 2%	2 4%	8 17%	14 30%	21 45%	1 2%
Disabled, shielding, or with a health problem	<b>19</b>	- -	1 5%	3 16%	6 32%	8 42%	1 5%
Organisations, Groups, or businesses	-	* *	* *	* *	* *	* *	* *

# Active Travel Fund consultation Brighton Way cycle scheme

## Agreement with proposed stepped cycle track by respondent group



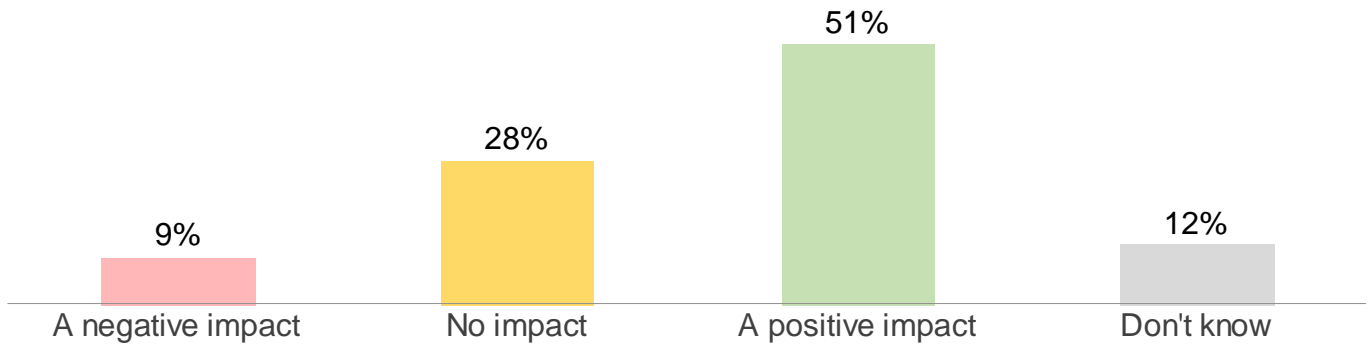
	Base	Strongly disagree	Disagree	Neither agree or disagree	Agree	Strongly agree	Don't know
All responses	<b>110</b>	12 11%	9 8%	18 16%	26 24%	36 33%	9 8%
Visit or travel around Brighton Way at least weekly	<b>80</b>	8 10%	7 9%	12 15%	21 26%	25 31%	7 9%
Basingstoke area residents	<b>97</b>	10 10%	8 8%	15 15%	25 26%	30 31%	9 9%
Travel into or around Brighton Way by bicycle	<b>47</b>	5 11%	3 6%	3 6%	12 26%	21 45%	3 6%
Disabled, shielding, or with a health problem	<b>19</b>	2 11%	3 16%	4 21%	3 16%	5 26%	2 11%
Organisations, Groups, or businesses	-	*	*	*	*	*	*



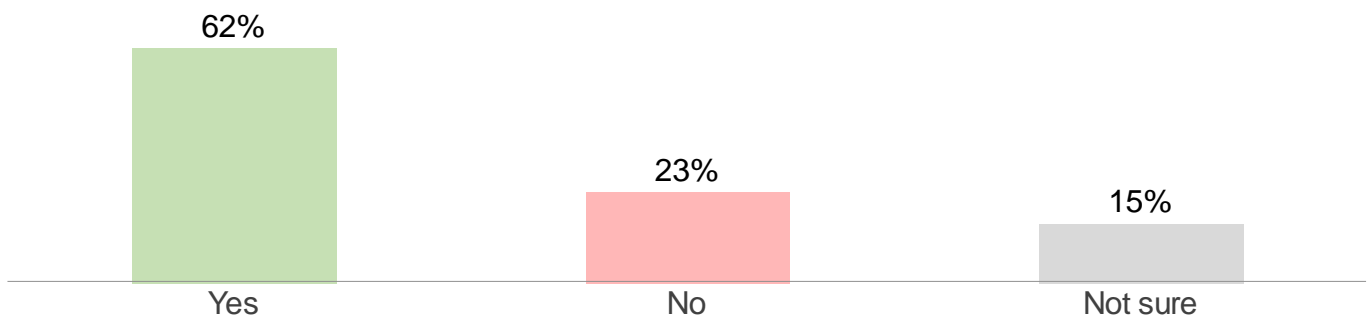
# Active Travel Fund consultation Brighton Way cycle scheme

## Respondents' views on the impacts of proposed changes to Brighton Way

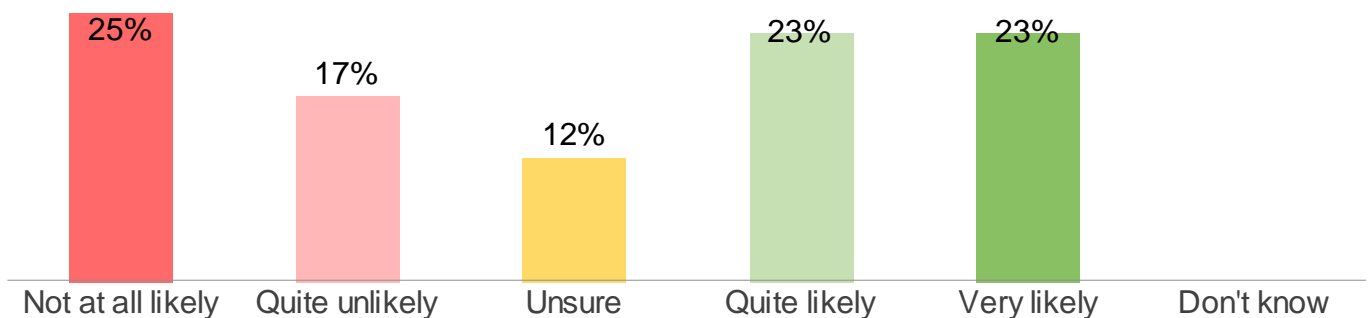
What kind of impact do you think the Active Travel proposal for Brighton Way would have on your journeys? (Base: 113)



Would you want to undertake more journeys using Active Travel methods, if local routes support this? (Base: 112)



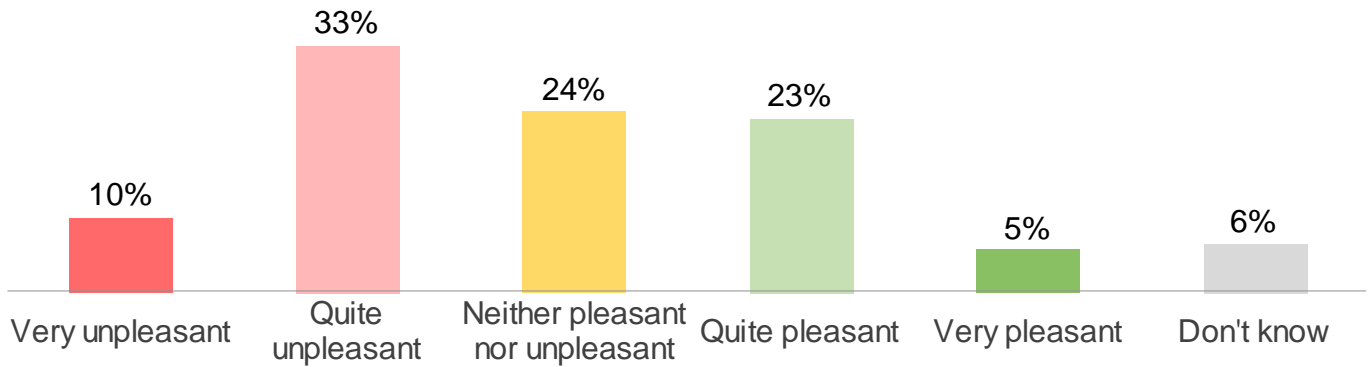
If you don't regularly cycle (or expect to regularly cycle after the COVID-19 pandemic) into or around Brighton Way, how likely is it that the proposed cycle track would encourage you to cycle in the area more often? (Base: 52)



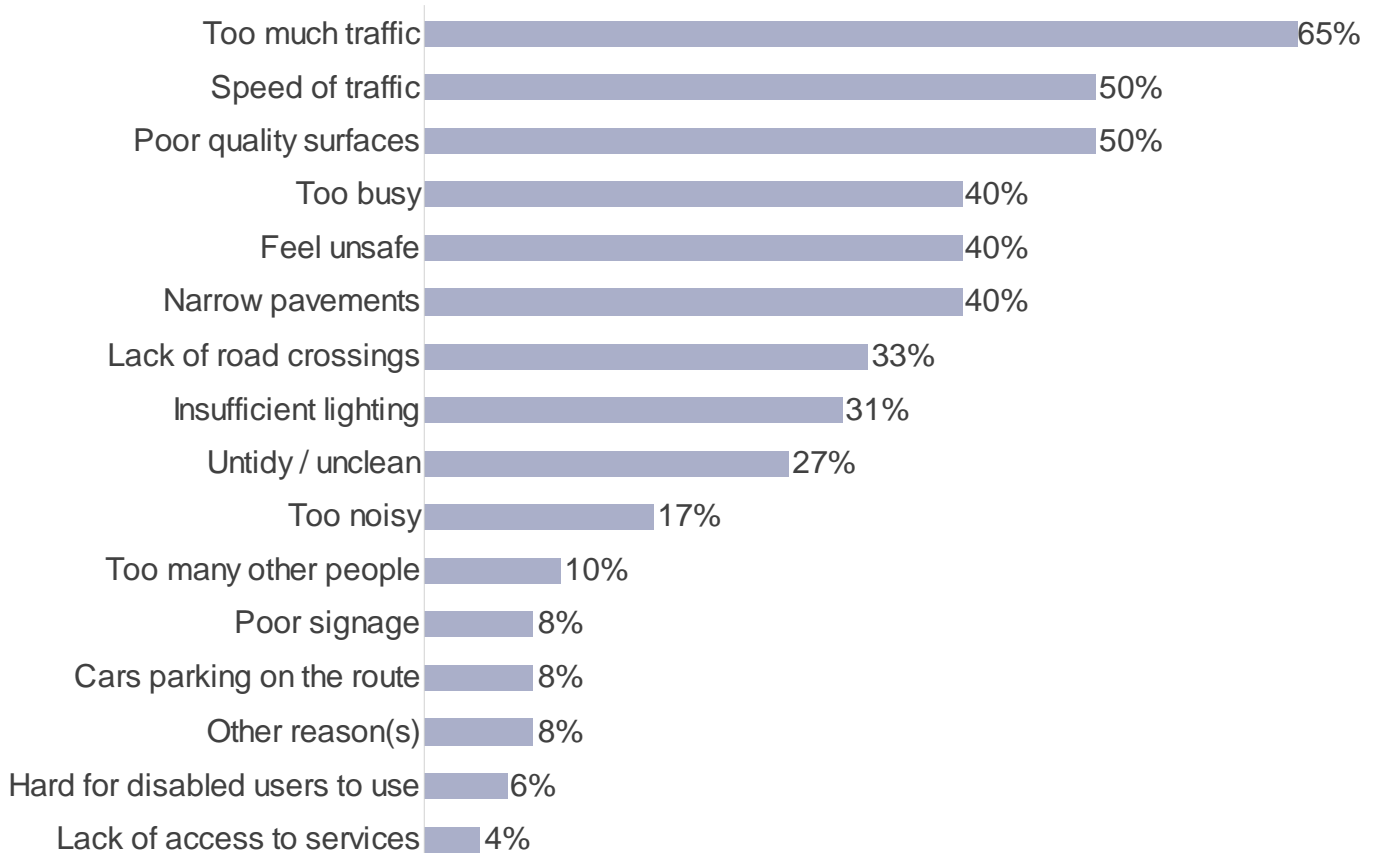
# Active Travel Fund consultation Brighton Way cycle scheme

## Respondents' views on the whether Brighton Way is pleasant for Active Travel

How pleasant do you feel Brighton Way is currently for Active Travel? (Base: 114)



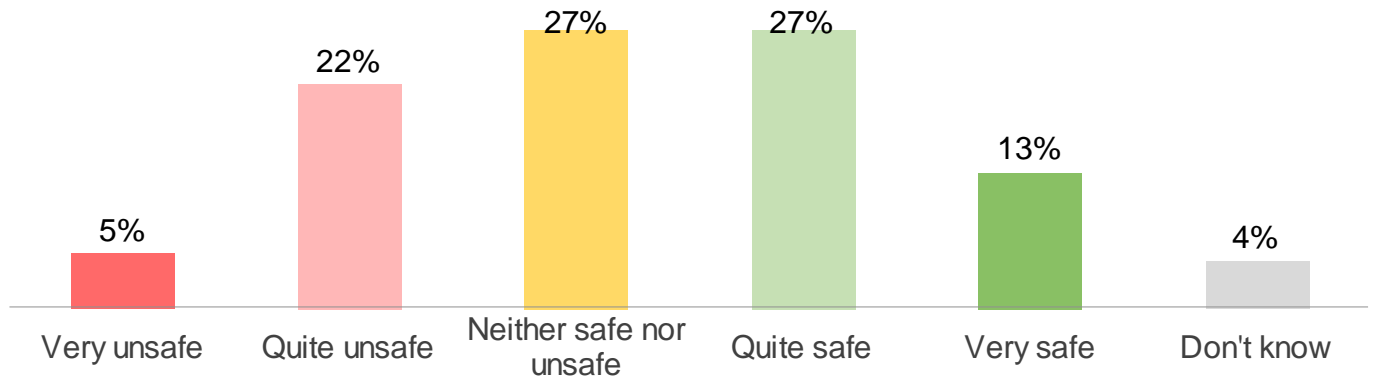
Why do you feel that it Brighton Way is unpleasant for Active Travel? (Multi-code, asked to respondents who responded that Brighton Ways was 'quite unpleasant' or 'very unpleasant' for Active Travel, base: 48)



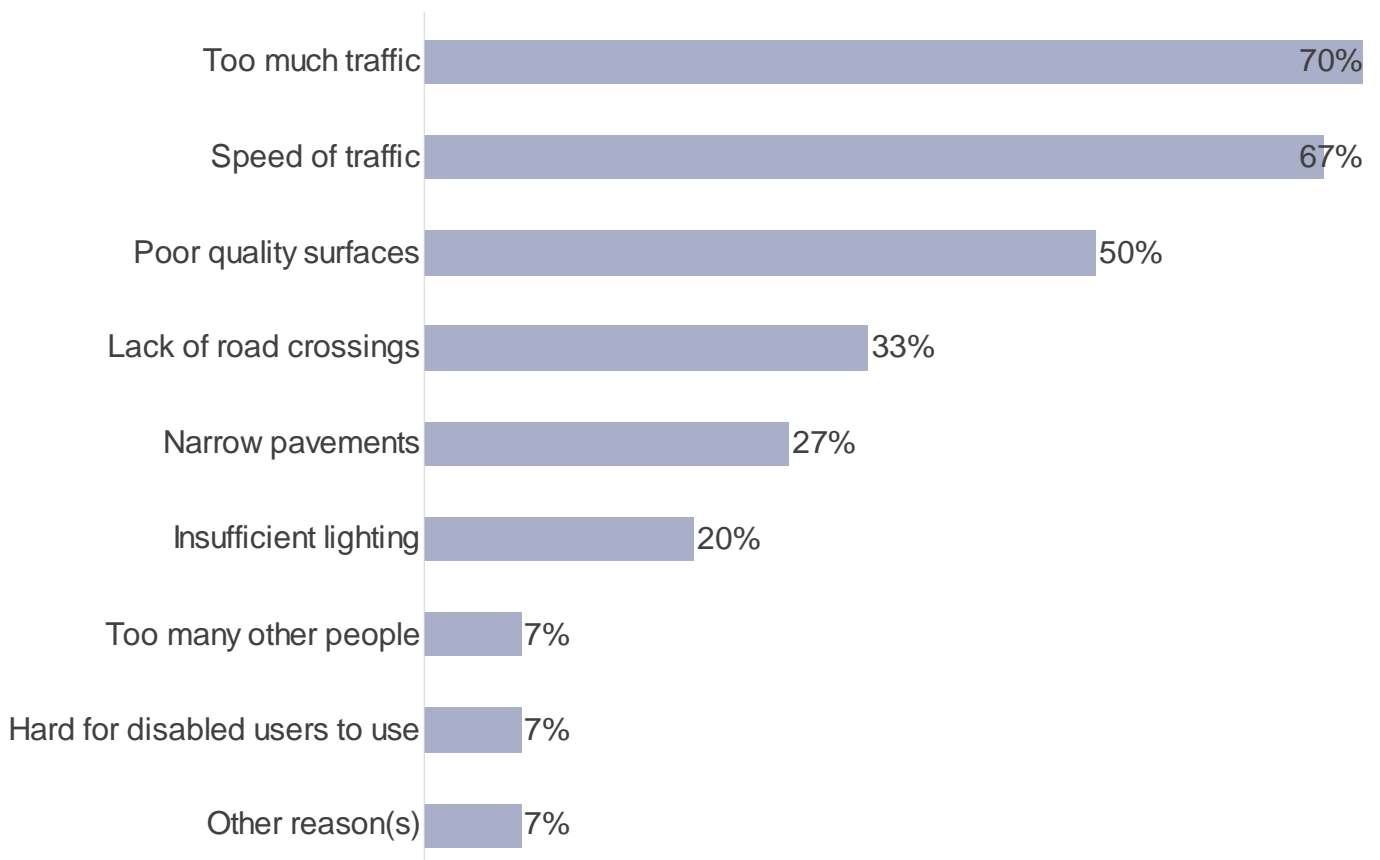
# Active Travel Fund consultation Brighton Way cycle scheme

## Respondents' views on safety when travelling along Brighton Way

How safe do you feel currently travelling along Brighton Way? (Base: 113)



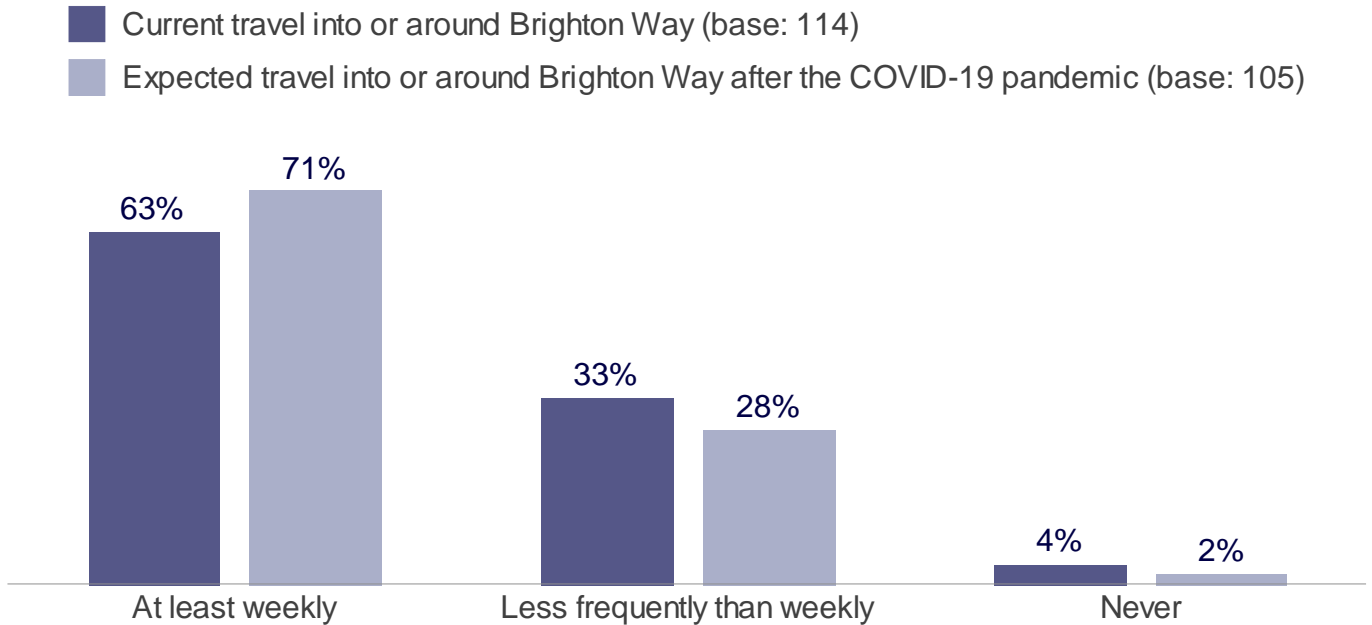
Why do you feel that Brighton Way is unsafe? (Multi-code, asked to respondents who responded that they felt 'quite unsafe' or 'very unsafe' when travelling along Brighton Way, base: 30)



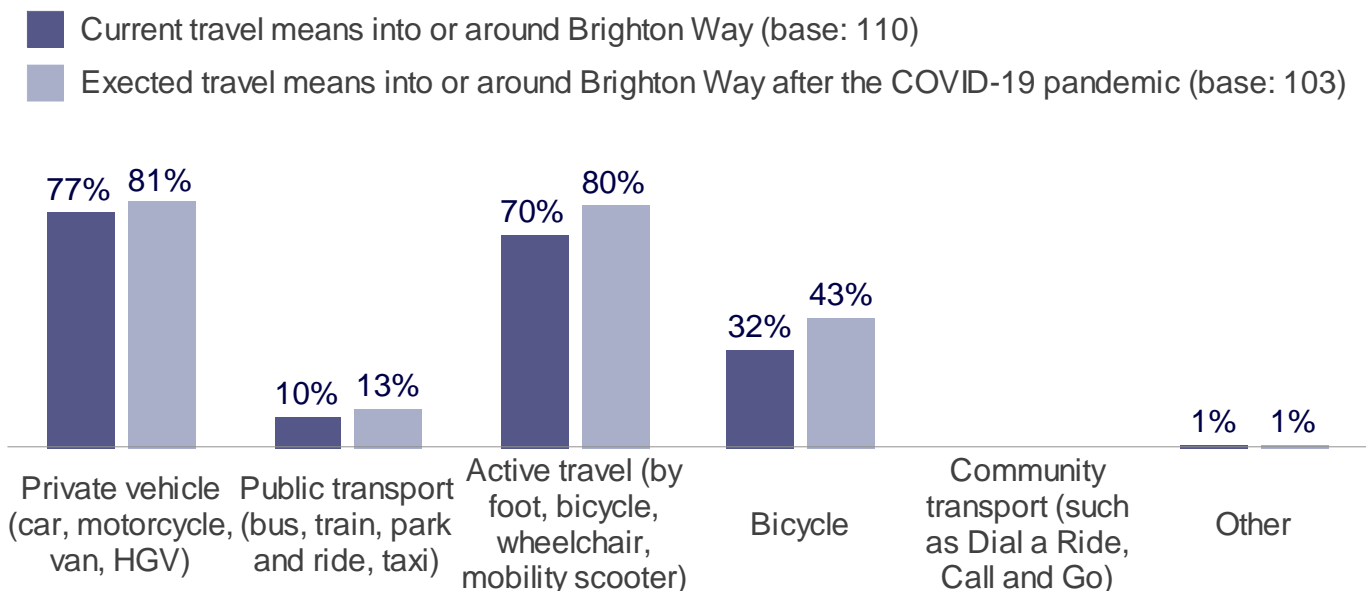
# Active Travel Fund consultation Brighton Way cycle scheme

## Respondents' travel habits

### Frequency of travel into or around Brighton Way

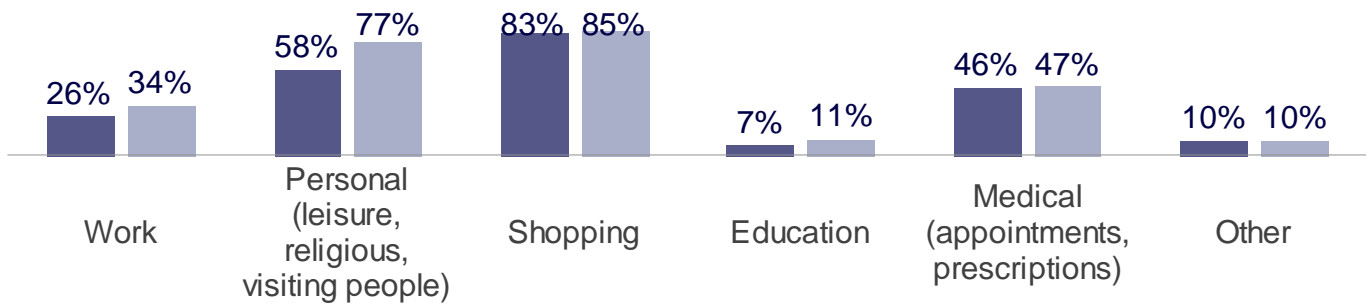


### Mean(s) of travel into or around Brighton Way (multi-code, asked to those who responded that they travelled into or around Brighton Way)

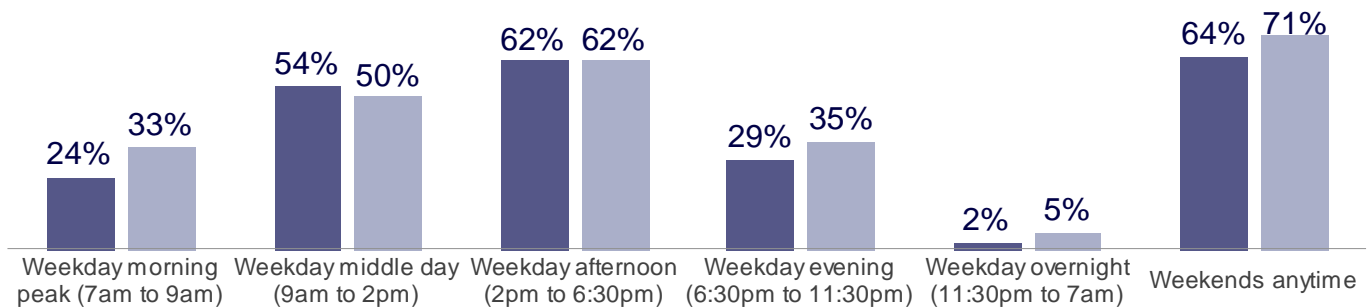


# Active Travel Fund consultation Brighton Way cycle scheme


Reason(s) for travel into or around Brighton Way (multi-code, asked to those who responded that they travelled into or around Brighton Way)



Time(s) of travel into or around Brighton Way (multi-code, asked to those who responded that they travelled into or around Brighton Way)



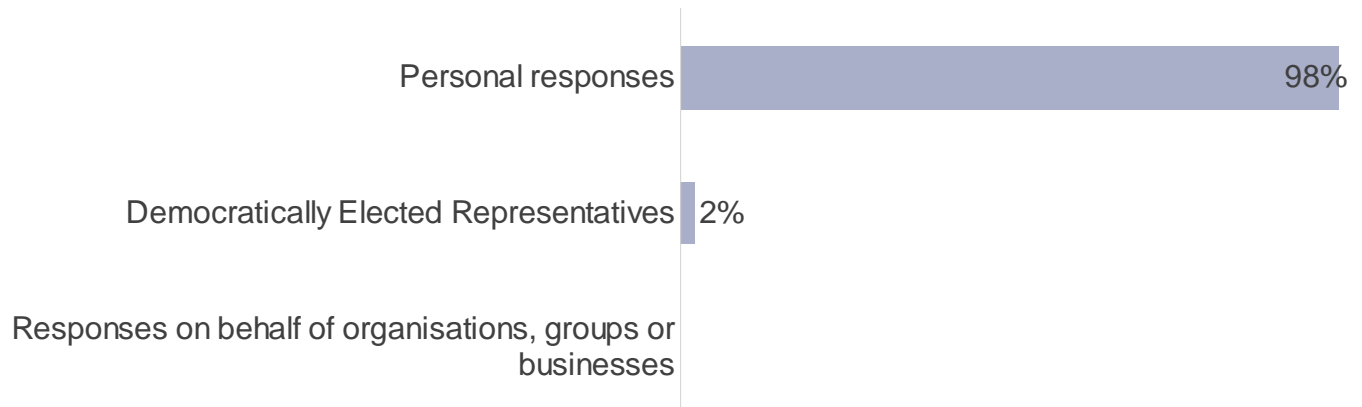
Thinking about the last six months, have you taken short journeys (of up to five miles) using Active Travel that you would have normally taken via private vehicles? (Base: 112)




# Active Travel Fund consultation Brighton Way cycle scheme

## Who responded?

### Type of response (base: 112)

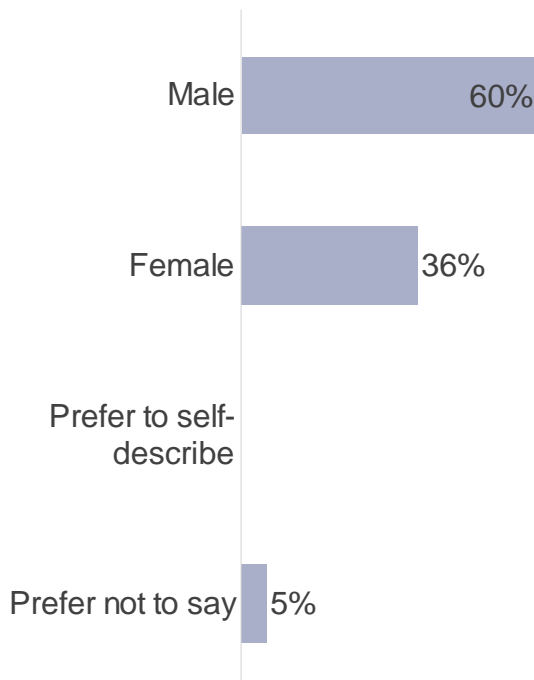


### Where do you live? (Base: 103)

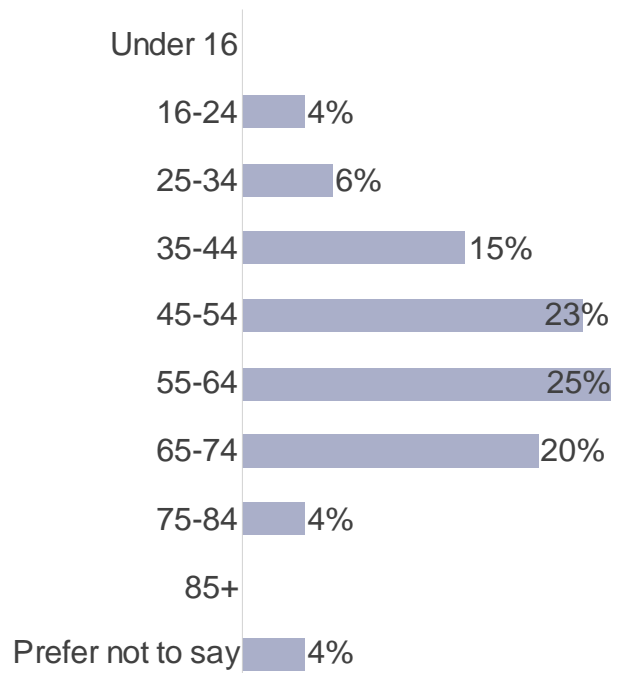


# Active Travel Fund consultation Brighton Way cycle scheme

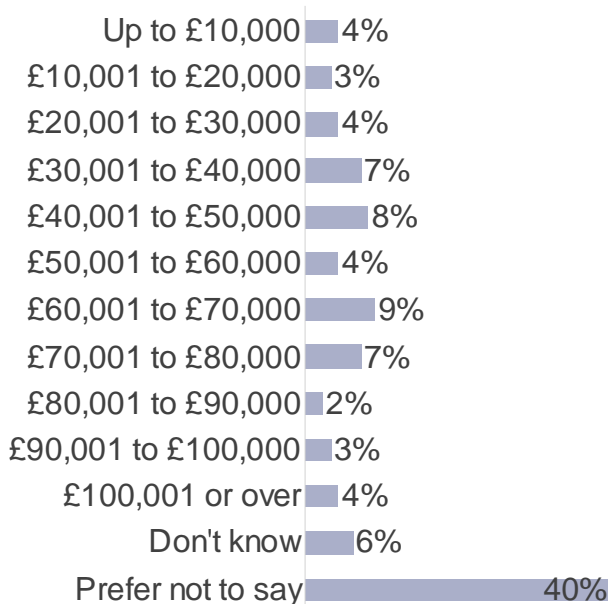
Gender (base: 109)



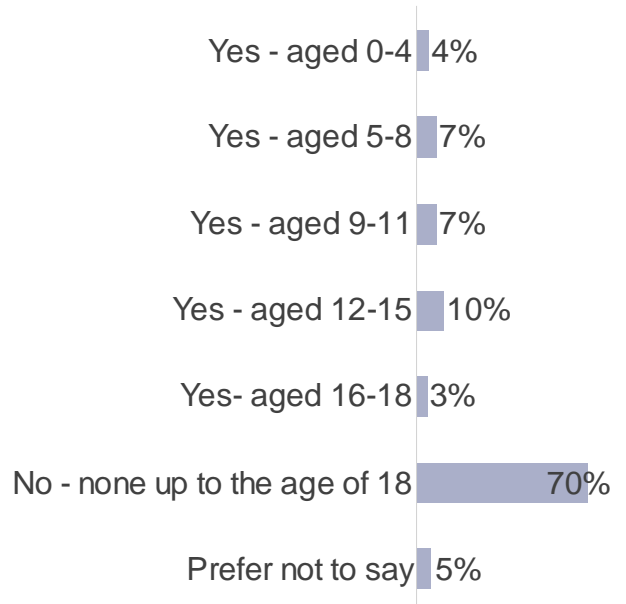
Age (base: 110)



Total annual household income, from all sources, before tax and other deductions (base: 107)

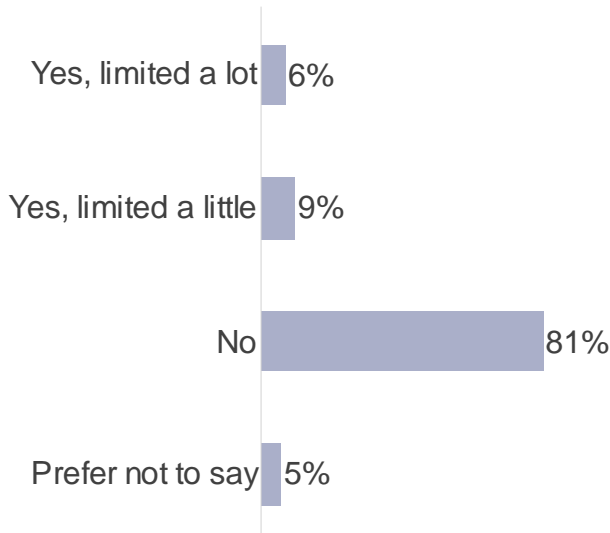


Presence of children or young people up to the age of 18 living in your household (multi-code, base: 106)

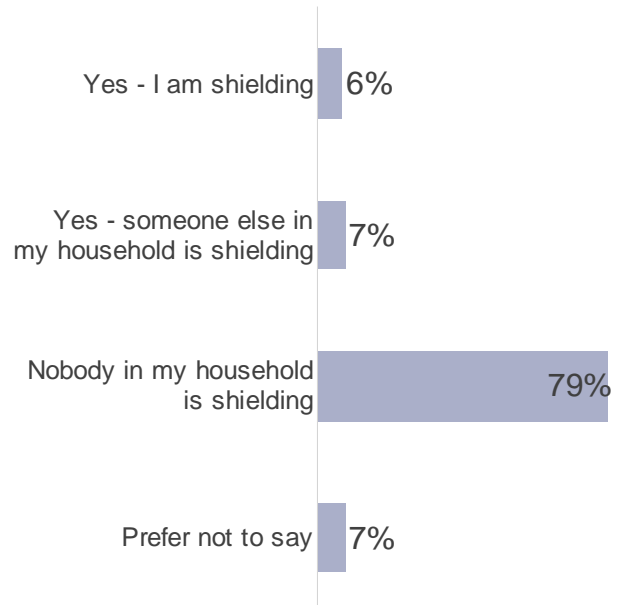


# Active Travel Fund consultation Brighton Way cycle scheme

Is your ability to move around Basingstoke limited because of a health problem or disability which has lasted, or is expected to last, at least 12 months? (Base: 109)



Are you, or is anyone in your home, currently shielding due to COVID-19? (Multi-code, base: 110)



Which of the following apply to you? (Multi-code, base: 109)

